

Dear Customer,

Thank you for choosing a Hanna Instruments product. Please read this instruction manual carefully before using the thermometer. For more information about Hanna Instruments and our products, visit www.hannainst.com or e-mail us at sales@hannainst.com.

For technical support, contact your local Hanna Instruments Office or e-mail us at tech@hannainst.com.

Preliminary Examination

Remove the thermometer from the packaging and examine it carefully to make sure that no damage has occurred during shipping. Notify your nearest Hanna Customer Service Center if damage is observed.

Each HI151 thermometer is delivered in a cardboard box and is supplied with:

- CR2032 3V Lithium batteries
- Quality certificate
- Instruction manual

Note: Save all packing material until you are sure that the thermometer works correctly. Any damaged or defective item must be returned in its original packing material with the supplied accessories.

General Description & Intended Use

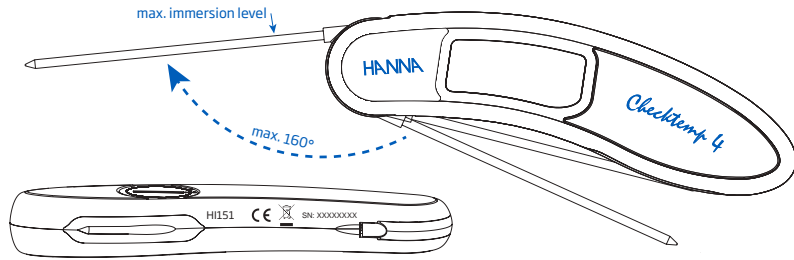
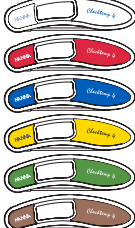
HI151 Checktemp® 4 is the perfect portable, high-accuracy thermometer for home and professional kitchens. The sharp, stainless steel, fold-out probe is ideal when testing fresh, cooked and semi-frozen food. The sensing tip allows the user to accurately measure the temperature of thin food or in the thickest part of the sample.

The thermometer has a waterproof and compact casing and is factory calibrated. The calibration is verified every time the thermometer is turned ON.

The thermometer features a motion sensor which eliminates the need of closing and reopening the probe when the meter enters power save.

HI151 Checktemp® 4 measures temperature in both °C and °F. Six color-coded thermometers are available to meet the food-hygiene and Hazard Analysis Critical Control Point (HACCP) regulations.

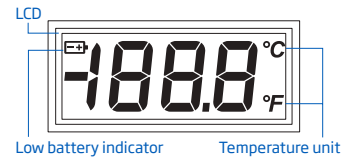
Code	Purpose	Color
HI151	dairy products	white
HI151-1	raw meat	red
HI151-2	raw fish	blue
HI151-3	cooked meat	yellow
HI151-4	salad and fruits	green
HI151-5	vegetables	brown



Specifications

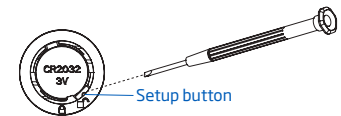
Range	-50.0 to 300 °C / -58.0 to 572 °F
Resolution	0.1 °C (-50.0 to 199.9 °C) 1 °C (200 to 300 °C) 0.1 °F (-58.0 to 199.9 °F) 1 °F (200 to 572 °F)
Accuracy	± 0.4 °C (-50.0 to -30.0 °C) ± 0.2 °C (-30.0 to 170.0 °C) ± 0.4 °C (170.0 to 199.9 °C) ± 1 °C (200 to 300 °C) ± 1 digit ± 0.8 °F (-58.0 to -22.0 °F) ± 0.4 °F (-22.0 to 199.9 °F) ± 1 °F (200 to 392 °F) ± 2 °F (392 to 572 °F) ± 1 digit
Probe	stainless steel probe with penetration tip; 103 x 3 mm (dia.) (4.06 x 0.12" dia.)
Battery	CR2032 3V x 2 pcs.
Battery Life	approx. 4000 hours of use
Power save	1 min, 2 min (default), 8 min, 60 min. or OFF
Environment	-20.0 to 50.0 °C (-4.0 to 122.0 °F)
Dimensions	165 x 45 x 24 mm (6.5 x 1.8 x 0.9")
Weight	85 g (3.0 oz)
Case ingress protection rating	IP67, floating case

- If the battery level is too low, the "BA1" message appears on the LCD. Replace the batteries as indicated in the battery replacement section, and if the "BA1" warning message is still displayed, contact your local Hanna Instruments Office.
- For improved accuracy it is recommended to immerse the tip of the temperature probe at least 2 cm (0.79"). Do not exceed the maximum immersion level of 7 cm (2.76"). The temperature value will be displayed on the LCD, allow the reading to stabilize for a few seconds before recording the value.
- The default power save time is 2 minutes. If the thermometer remains in stable position for the set time, it will enter power save mode. To exit power save mode, move or shake the thermometer.
- Fold the probe in to turn the thermometer OFF.



Meter Setup

To enter the Setup Menu, remove the battery cover and press the setup button in the battery compartment.



Operational Guide

- Fold out the probe to turn the thermometer ON.
- Every time the thermometer is switched ON the LCD will display "CAL" then "-0-", indicating that the factory calibration has been verified and the thermometer is ready for measurement.

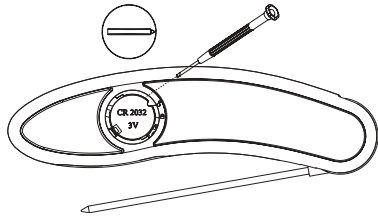
- Short press the setup button to switch between "°C" or "°F". Long press the setup button to save the temperature unit and continue to the sleep mode time slot setting.
- Short press the setup button to switch between the power save time settings "d01", "d02", "d08", "d60" (1, 2, 8, 60 minutes) or "d--" (disabled). Long press the setup button to save the selected time slot and return to the measurement screen.

Battery Replacement

The thermometer features a low battery indicator. When the battery is running low, the battery indicator will blink.

Replace the batteries when the battery indicator is blinking or when Checktemp® 4 does not switch ON.

1. Remove the battery compartment cover.
2. Use a small flathead screwdriver to remove the batteries.
3. Insert the new batteries (CR2032 3V) observing the indicated polarity.
4. Replace the battery compartment cover.



Note: Batteries should only be replaced in a safe area using the battery type specified in this instruction manual. Old batteries should be disposed in accordance with local regulations.

Care & Maintenance

To ensure accurate measurements rinse the thermometer with water and dry off before taking any measurements.

The thermometer is not designed to remain in a food while in the oven or on the grill.

To clean your thermometer, gently wash the probe with hot water and soap, and never submerge it in water for a long time as it can damage the thermometer. This product can be placed in a dishwasher on a cold cycle only. If necessary the thermometer can be sanitized with alcohol or diluted chlorine bleach; and rinse thoroughly with water before using.

Troubleshooting

If "CAL" and "Err" are displayed, an internal error has occurred. The thermometer may still be operational but it is not guaranteed to operate within the published accuracy specifications.

If "---" is displayed, the connection between the measuring sensor and thermometer body is broken.


If "ErF" or "ErT" is displayed, an error in the calibration has occurred.

If "ErA" is displayed, the motion sensor has malfunctioned. Turn the thermometer OFF and ON to reset. If the error persists, please contact your local Hanna Instruments Office.

Certification

All Hanna Instruments conform to the CE European Directives.  RoHS compliant

Disposal of Electrical & Electronic Equipment. The product should not be treated as household waste. Instead hand it over to the appropriate collection point for the recycling of electrical and electronic equipment which will conserve natural resources.

Disposal of waste batteries. This product contains batteries, do not dispose of them with other household waste. Hand them over to the appropriate collection point for recycling. 

Ensuring proper product and battery disposal prevents potential negative consequences for the environment and human health. For more information, contact your city, your local household waste disposal service, the place of purchase or go to www.hannainst.com.

Recommendations for Users

Before using Hanna Instruments products, make sure that they are entirely suitable for your specific application and for the environment in which they are used. Any variation introduced by the user to the supplied equipment may degrade the thermometer's performance. For yours and the thermometer's safety do not use or store the thermometer in hazardous environments.

Warranty

HI151 Checktemp® 4 is guaranteed for a period of one year after date of purchase against defects in workmanship and materials when used for their intended purpose and maintained according to instructions. This warranty is limited to repair or replacement free of charge. Damage due to accidents, misuse, tampering or lack of prescribed maintenance is not covered. If service is required, contact your local Hanna Instruments Office. If under warranty, report the model number, date of purchase, serial number and the nature of problem. If the repair is not covered by the warranty, you will be notified of the charges incurred. If the instrument is to be returned to Hanna Instruments, first obtain a Returned Goods Authorization number from the Technical Service department and then send it with shipping costs prepaid. When shipping any instrument, make sure it is properly packed for complete protection.

All rights are reserved. Reproduction in whole or in part is prohibited without the written consent of the copyright owner, Hanna Instruments Inc., Woonsocket, Rhode Island, 02895, USA.

Hanna Instruments reserves the right to modify the design, construction or appearance of its products without advance notice.

INSTRUCTION MANUAL

HI151 Checktemp® 4

