

## Features

- The Dimmer Actuators can dimming for 1,2,4 and 6 channels independent loads.
- Leading Edge dimming or Trailing Edge dimming for dimmer.
- Parallel channels to form a larger current output .
- The dimmers may be used for dimming ordinary incandescent lamps, low voltage halogen lamps and other light sources which support leading or trailing edge technology
- The module functions : Statistics total ON time, Status response, Status recovery, Over temperature protection, Read temperature, Over temperature alarm, Staircase light, Flashing light, Scene control, Scene dimming, Sequence control, Threshold control, Heating actuator (PWM).
- Short circuit protection, over load protection, over Heat protection

## Important Notes

- **Special Programming** – This device is designed for professional KNX installation. It can only be programmed by ETS software.
- **Load type**–Incandescent light , halogen, Dimmable LED Light etc
- Trailing edge Mode is recommended for capacitive resistive
- Leading edge mode is recommended for inductive load and resistive
- **Check Connections** – Re-tighten all connections after installation.
- **Output Circuit** – Total current should not exceed 6A.

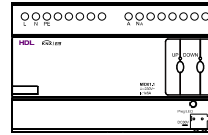
## Installation Steps

- Labeling for AC power wires, loads wires and KNX Bus wire
- Mount the device on a DIN rail of DB
- Connect wires for loads and AC power
- Make sure there is no circuit short or open.
- Make sure the KNX cable type is correct and has no circuit short
- Connect KNX cables. Make sure the color is correct
- Tidy the all Wire and separate KNX wire from AC power wire

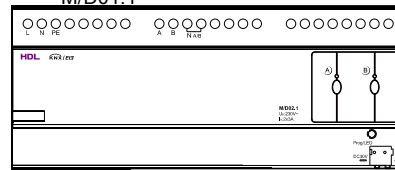
## Product Specifications

- **Working Voltage** : 21-30V DC
- **Communication**: KNX/EIB
- **Dynamic Current** : < 15 mA
- **Static Current** : < 5 mA
- **Output Current** : 6 Ch/1A, 4 Ch/1.5A, 2 Ch/3A, 1 Ch/6 A
- **Rated Voltage** : 220-250V AC (50/60 Hz)
- **User Controls**: Manual Over-ride switch for each channel, KNX LED & button programming
- **KNX Terminals**: KNX Bus Terminal – Wago 243 (Red /Grey) 0.6 – 0.8mm Diameter Single Core
- **Output Terminals**: Line In, Line Out for each channel 2.5-4mm<sup>2</sup>
- **Compliance**: CE, KNX
- **Working Temperature** : -5°C~45°C
- **Working Relative Humidity** : 10%~98%
- **Storage Temperature** : -40°C~55°C
- **Storage Relative Humidity** : 10%~98%
- **IP class**: IP20

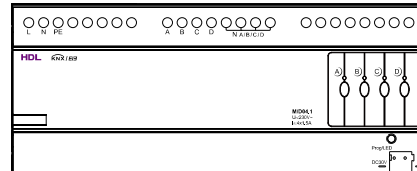
## Types



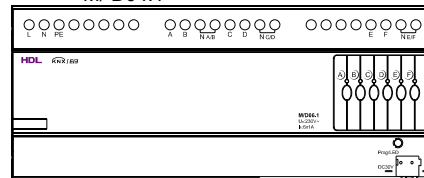
M/D01.1



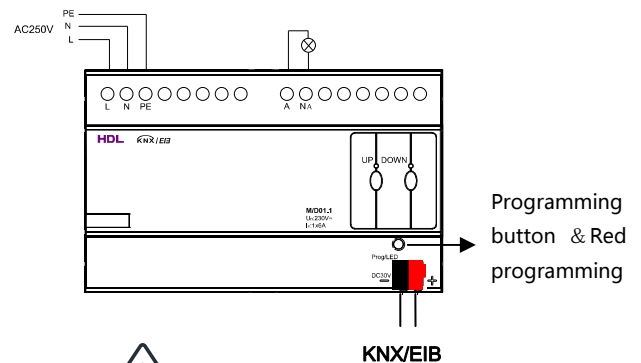
M/ D02.1



M/ D04.1



M/ D06.1



**WARNING**

- Screw down strength is less than 0.4Nm
- Connect a breaker for the device
- Installation Position: Distribution Box (DB )
- Do not make wrong connection on KNX/EIB interface, it will damage the KNX/EIB interface this module
- Do not get AC240V voltage into KNX/EIB Bus wire , it will damage all of devices in system
- Assure a good ventilation circumstances
- Rain, liquid, and aggressive gas are not allowed to close to it.