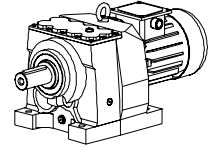


# Monoblok Ölçü Sayfaları

## Monoblock Dimension Pages

### Monoblok Maßblätter

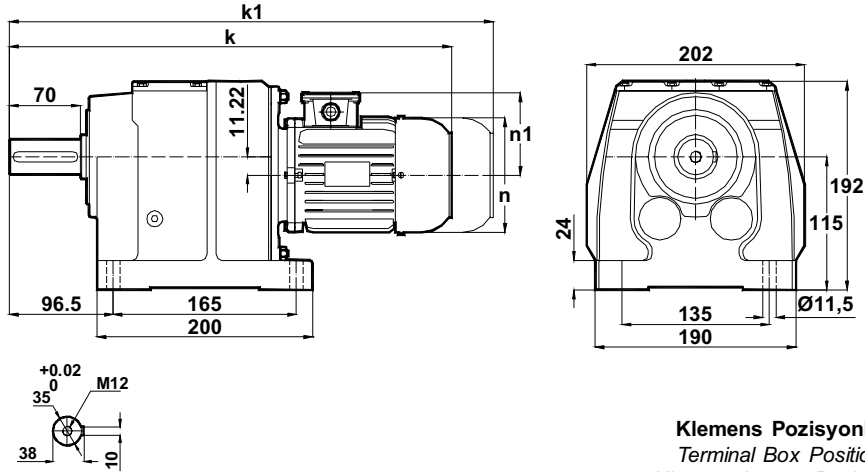


-Mil ucu çektirme deliği DIN 332,sayfa 2

-Tapped center hole to DIN 332, sheet 2

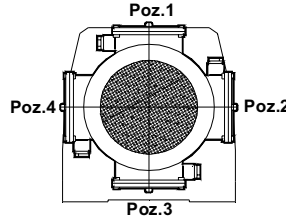
-Zentrierung mit gewinde DIN 332, Blatt 2

MR272...  
MR273...

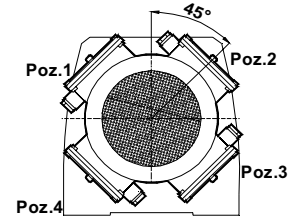


**Klemens Pozisyonları**  
Terminal Box Positions  
Klemmenkasten Positionen

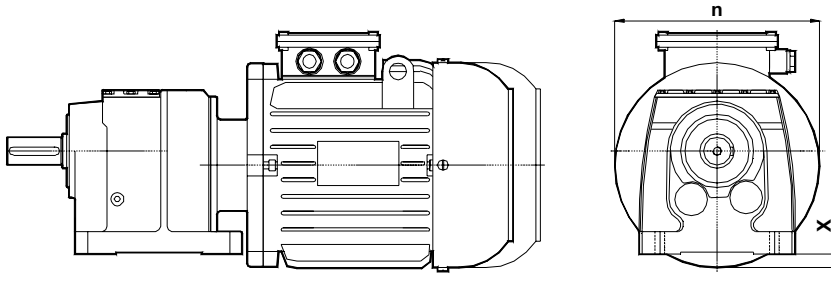
	63	71	80	90S	90L	100L	112M
<b>k</b>	437	456	485	513	538	577	599
<b>k1</b>	-	576	605	638	663	712	734
<b>n</b>	121	138	156	176	176	194	218
<b>n1</b>	98	110	118	126	126	135	146



63-80-90-100-112 TİP/Type/Typ



71 TİP/Type/Typ



	63	71	80	90	100	112
<b>n</b>	121	138	156	176	194	218
<b>X</b>	-	-	-	-	-	9

"k1" Ölçüsü frenli redüktörlere aittir. 71 tip elektrik motorlu redüktörler soğutmasız,diğerleri soğutmalıdır.

Dimension "k1" is for motors with brake .Gear boxes with 71 type electrical motors are not fan cooled ,other types are fan cooled.  
MaBe "k1" ist für Bremsenmotoren . Getrieben mit 71 typ Motoren sind ohne Kühlung ,andere Typen sind mit Ventilator gekühlt.