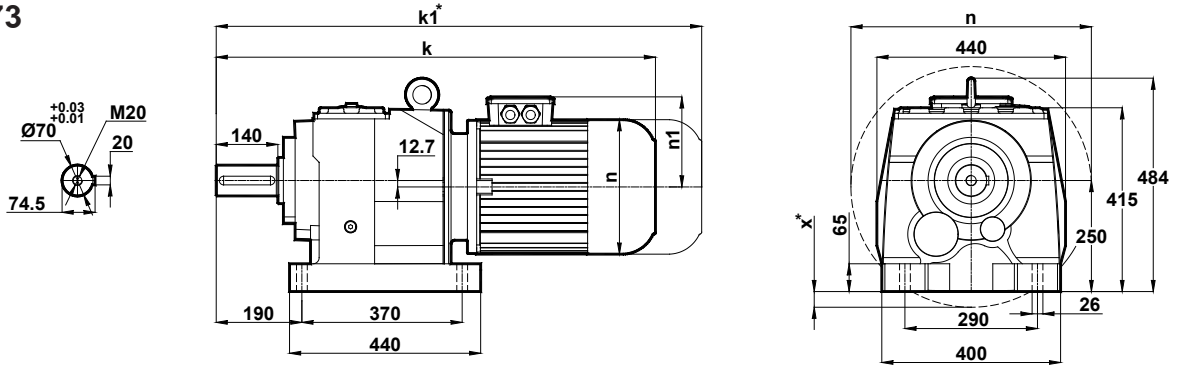
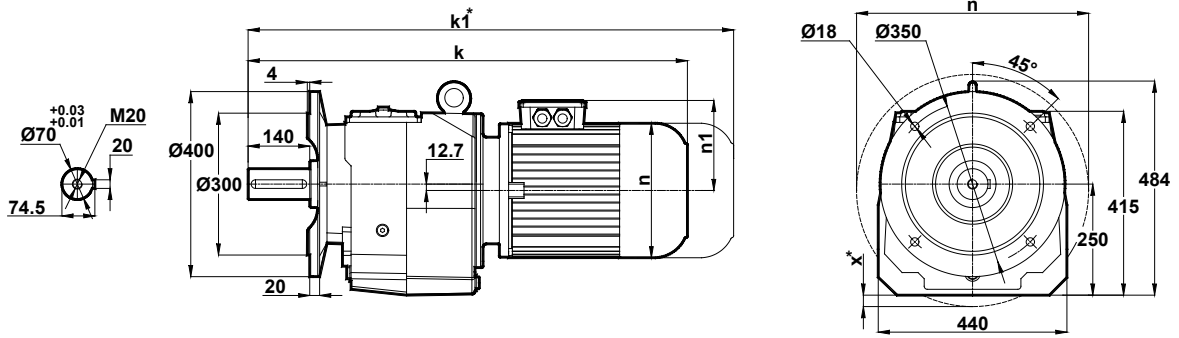


MR672  
MR673

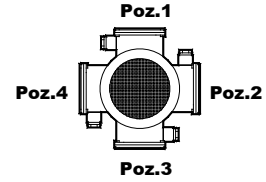


NR672  
NR673



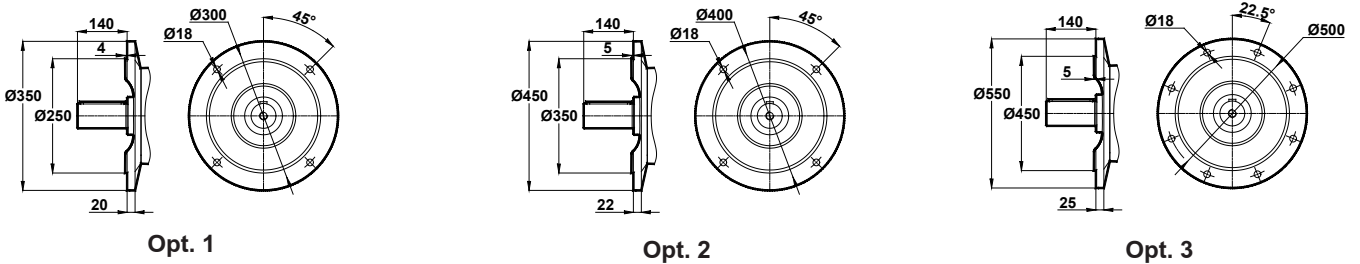
Motor Büyüklüğü / Motor Size / Motorbaugröße										
	112M	132S	132M	160M	160L	180M	180L	200L	225S	225M
k	825	879	917	991	1035	1049	1087	1129	1155	1180
k1	960	1024	1062	1161	1205	1219	1257	1329	1345	1370
n	218	257	257	310	310	348	348	390	434	434
n1	146	168	168	225	225	241	241	275	285	285
x	-	-	-	-	-	-	-	-	-	-

Klemens Kutusu / Terminal Box / Klemmenkasten



112-132-160-180-200-225

Opsiyonel Flanş Ölçüleri / Optional Flange Dimensions / Auswählbare Flanschabmessungen



\* " k1 " Ölçüsü frenli redüktörlere aittir. 63, 71 tip elektrik motorlu redüktörler soğutmasız, diğerleri soğutmalıdır.  
Dimension " k1 " is for motors with brake. Gearboxes with 63 and 71 type electrical motors are not fan cooled, other types are fan cooled.  
Maße " k1 " ist für Bremsenmotoren. Getrieben mit 63 und 71 typ Motoren sind ohne Kühlung, andere Typen sind mit Ventilator gekühlt.  
x: Motor, ayak bağlantı yüzeyinin altında ise / x: If Motor is lower then foot mounting plane / x: Wenn motor ist niedriger den die Anschlußplatte