


Special stainless steel hollow shaft
Mozzo in acciaio inox speciale



	øD	T	K	Code
Q30	14	16.3	5	MI014
Q45	18	20.8	6	MI018
Q50	25	28.3	8	MI025
Q63	25	28.3	8	MI025
	28	31.3	8	MI028
Q75	30	33.3	8	MI030
Q85	35	38.3	10	MI035
Q11	42	45.3	12	MI042

Suggested/Suggerito

Food, marine, corrosive and highly hygienic environments.

Industria alimentare, marina, ambienti corrosivi ad elevata igienicità.

Special stainless steel hollow shaft NEMA
Mozzo in acciaio inox speciale NEMA

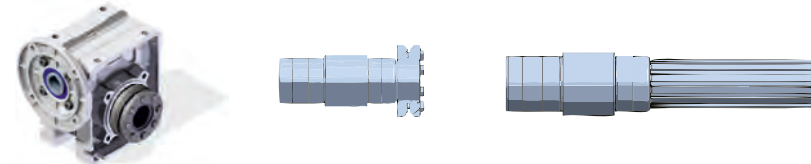
	øD	T	K	Code
Q45	19.05 0.750"	21.3 0.841"	4.76 0.1875"	MIU19
Q50	25.4 1.000"	28.3 1.114"	6.35 0.250"	MIU25
Q63	28.575 1.125"	31.6 1.245"	6.35 0.250"	MIU28
Q85	38.1 1.500"	42.4 1.670"	9.52 0.375"	MIU38

Special hollow shaft
Mozzo speciale

	øD	T	K	Code
Q45	20	21.8*	6	ACR20
	19	21.8	6	S series
Q50	24	27.3	8	S series
Q63	30	33.3	8	ACR30
	28	31.3	8	S series
Q75	28	31.3	8	ACR28
Q85	38	41.3	10	ACR38
Q11	45	48.8	14	ACR45

* Reduced key
* Linguetta ridotta

Many special options are available on request
Altre opzioni speciali disponibili a richiesta



Minimum quantity 10 pieces.

Quantità minima 10 pezzi.

Hydraulic motor flanges
Flange per motore idraulico

OML8
input shaft ø16
code: MY016

	L
Q50	81.5
Q63	90.5
Q85	110
Q11	129.5

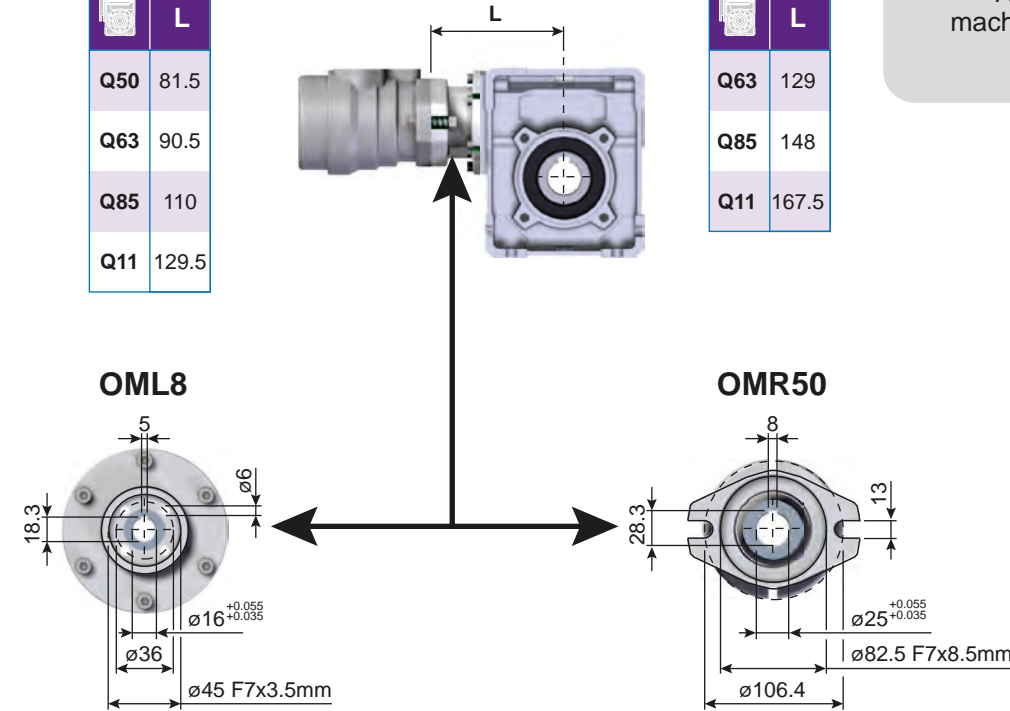
OMR50
input shaft ø25
code: MY025

	L
Q63	129
Q85	148
Q11	167.5

Suggested/Suggerito

Agriculture, mobile, marine.

Agricoltura, machine operatrici, marino




DP - VF M - Q - HM 0 1 6

Type Tipo	Size Grandezza	Mounting Montaggio	Ratio Rapporto	Hub Mozzo corona	Output shaft albero lento	Motor size Grandezza motore	Terminal box position Posizione morsetteria	Mounting position Posizione montaggio
P	Q45	FC	10	C	∅	-Q	B	B3
M	Q30 Q45 Q50 Q63 Q75 Q85 Q11 Q13 Q15	FB	See technical data table Vedi tabelle dati tecnici	C	∅	B5	A	B3
P		FC		STANDARD Q30⇒∅14 Q45⇒∅18 Q50⇒∅25 Q63⇒∅25 Q75⇒∅30 Q85⇒∅35 Q11⇒∅42 Q13⇒∅45 Q15⇒∅50	S	-A=56 (∅120) -B=63 (∅140) -C=71 (∅160) -D=80 (∅200) -E=90 (∅200) -F=100±112 (∅250) -G=132 (∅300)	B	B8
R		FL F1 F2 F3 F4		I	D	B14	STANDARD	B6
B		BR		Stainless steel hub Mozzo in acciaio inox		-O=56 (∅80) -P=63 (∅90) -Q=71 (∅105) -R=80 (∅120) -T=90 (∅140) -U=100±112 (∅160) -V=132 (∅200)	C	B7
				Special series Serie speciale		Without flange Senza flangia	D	V5
				S Q45⇒∅19 Q50⇒∅24		-M		B6
				X Stainless steel hub Mozzo in acciaio inox		Type R / Tipo R		B7
				U INCH		-0		V6
				Q45⇒∅0.750" Q50⇒∅1.000" Q63⇒∅1.125" Q85⇒∅1.500"				

Select type and specific size on the our web site to get complete data.
Selezionare tipo e grandezza specifica nel nostro sito web per la documentazione completa.

Square - Gears



Squared worm gearboxes Made in Italy



Via della tecnica, 19 - 36050 Sovizzo (VI) Tel.: +39 0444 551911 - Fax: +39 0444 536139
e-mail: hydromec@hydromec.com - PEC: posta@pec.hydromec.com

Also available with special options

Depliant code: DP-VFW-Q-HM016

HYDROMEC

