




ROTOLAVIT II

User friendly serology
solutions



THE NEW ROTOLAVIT II CELL WASHING CENTRIFUGE

- Developed from your specific requirements

The ROTOLAVIT II cell washing system facilitates routine tasks in transfusion laboratories. In addition to antibody search and differentiation, the ROTOLAVIT II is mainly used for antiglobulin testing. It saves valuable time and effort for the user, especially when compared to the manual method.

In providing reliable and consistent results in all application areas, the valuable experience and customer feedback of the previous model were used. The next generation of the proven ROTOLAVIT model can be operated intuitively via a touch screen. This makes it possible to present processes in an easily understandable and clear manner and to customize them easily to the required application.



» We are impressed by the versatility and the user-friendly design of the new ROTOLAVIT II and are completely satisfied with the quality. «

Interregionale Blutspende SRK AG, Bern, Switzerland

- Good reasons to choose ROTOLAVIT II:

- 1 Innovation you can touch**
With its large touch screen, the ROTOLAVIT II sets a new standard in user-friendliness – even when wearing gloves.
- 2 Flexible configuration for all customer needs**
High configurability due to large memory space for own programs.
- 3 Time saving in the laboratory**
With a top speed of 3500 RPM, the washing centrifuge is one of the fastest on the market. This accelerates laboratory processes and their efficiency.
- 4 Security through user groups**
In order to prevent unauthorized or accidental changes, functions such as the calibration of the instrument are only accessible to selected users.
- 5 Quiet operation**
With a low noise level of only 49 dB (A), the ROTOLAVIT II is a quiet but invaluable part of the lab.

THE NEW STANDARD IN USER-FRIENDLY OPERATION

- 24 easily manageable independent programs

With up to 24 different program slots, the ROTOLAVIT II can be used for a wide range of laboratory applications. The programs themselves can be retrieved and started with just a few clicks. In addition, the details required during a work process are clearly displayed.



Program overview



Program details



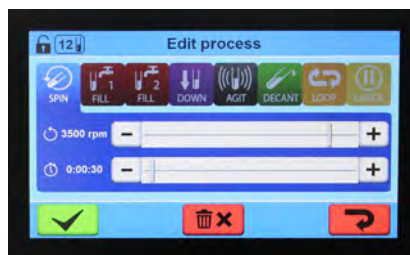
Start program

- Easy configuration of new programs

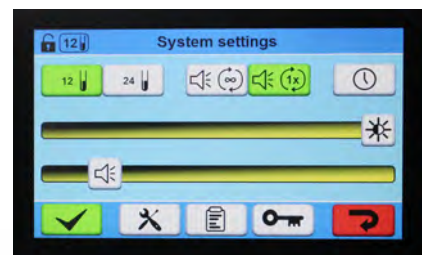
The ROTOLAVIT II allows detailed editing of programs in order to adapt perfectly to every operation in your laboratory. Up to 20 individual processes per program can be adjusted and linked together like building blocks. If required, system settings such as brightness and alarm volume can also be personalized.




Create new program



Edit processes



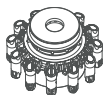
Adjust system settings



TECHNICAL DATA

| ROTOLAVIT II | |
|----------------------|---|
| voltage | 100 – 240 V 1 ~ |
| frequency | 50 – 60 Hz |
| consumption | 144 VA |
| emission, immunity | EN/IEC 61326-3-2 / FCC CFR47 part 15, ed 2015-04-21 (e-CFR) class B |
| max. capacity | 24 standard tubes (10 x 75 mm or 12 x 75 mm) |
| max. RPM | 3,500 min ⁻¹ |
| max. RCF | 1,438 |
| radius (both rotors) | 105 mm |
| dimensions (HxWxD) | 330x480x280 mm |
| weight | approx. 24.5 kg |
| max. noise level | ≤ 49 dB (A) |
| Cat. No. | 1008-00 |
| 11 – 30 V 1 ~ / DC 1 | 1008-03 |
| consumption | 144 VA |

— swing-out rotor, 12-place | 1017-A

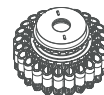


| | |
|--------------------------|---------------------------------|
| Rotor | |
| max. RPM max. RCF | 3,500 min ⁻¹ 1,438 |
| max. capacity | 12 x 5 ml |
| angle max. noise level | 45° 49 dB (A) |
| Cat. No. | 1017-A |

| | |
|------------------------|---------------------------|
| Vessels | |
| capacity in ml | 3 5 |
| Ø x L in mm | 10 x 75 12 x 75 |
| max. RCF ²⁾ | 1,438 1,438 |
| radius in mm | 105 105 |
| Cat. No. | tubes²⁾ |

| | |
|--------------------|--------------------------------|
| Adapter | |
| boring Ø x L in mm | - - |
| vessels per rotor | 12 12 |
| Cat. No. | 1019 (12 pcs.) - |

— swing-out rotor, 24-place | 1018-A



| | |
|--------------------------|---------------------------------|
| Rotor | |
| max. RPM max. RCF | 3,500 min ⁻¹ 1,438 |
| max. capacity | 24 x 5 ml |
| angle max. noise level | 45° 49 dB (A) |
| Cat. No. | 1018-A |

| | |
|------------------------|---------------------------|
| Vessels | |
| capacity in ml | 3 5 |
| Ø x L in mm | 10 x 75 12 x 75 |
| max. RCF ²⁾ | 1,438 1,438 |
| radius in mm | 105 105 |
| Cat. No. | tubes²⁾ |

| | |
|--------------------|--------------------------------|
| Adapter | |
| boring Ø x L in mm | - - |
| vessels per rotor | 24 24 |
| Cat. No. | 1019 (12 pcs.) - |

2) Please note that the RCF values indicated refer only to rotor performance. The max. permissible RCF of tubes used should be verified with the individual manufacturers. The max. RCF for glass tubes annotated with footnote 2) is 4,000.
The ROTOLAVIT II is not available in all countries.