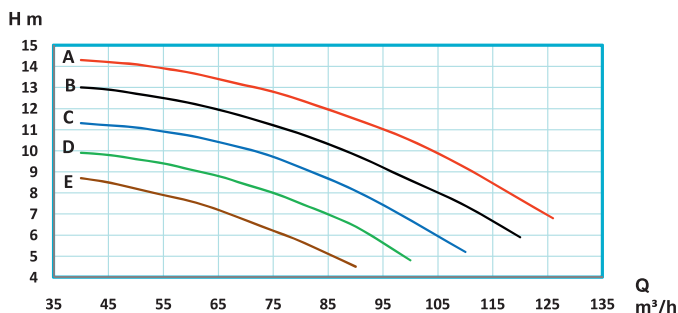
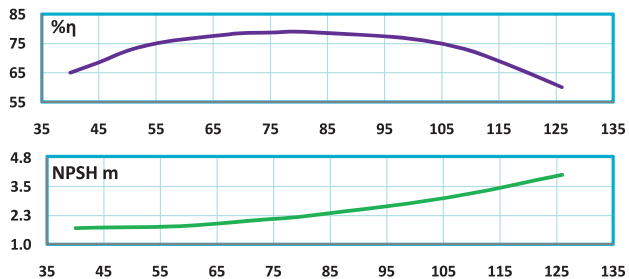
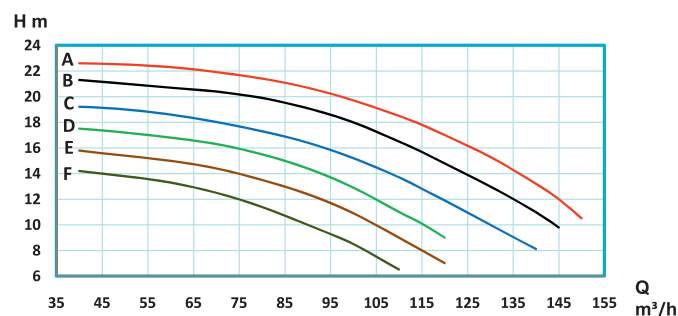


ETA 4 1450 r.p.m

نیم پمپ	قدرت		حریان A	قطر پروانه D (mm)	قطر فلانچ پمپ (mm)		آبدهی (m ³ /h)	40	45	50	55	60	65	70	75	80	90	100	110	120	126
	KW	HP			رانش	مکش		H (m)	40	45	50	55	60	65	70	75	80	90	100	110	120
ETA4 80-200 E	2.2	3	5	170	80	100	H (m)	8.7	8.5	8.2	7.9	7.6	7.2	6.7	6.2	5.7	4.5	*	*	*	*
ETA4 80-200 D	3	4	7	180	80	100		9.9	9.8	9.6	9.4	9.1	8.8	8.4	8	7.5	6.4	4.8	*	*	*
ETA4 80-200 C	4	5.5	9	190	80	100		11.3	11.2	11.1	10.9	10.7	10.4	10.1	9.7	9.2	8.1	6.7	5.2	*	*
ETA4 80-200 B	4	5.5	9	200	80	100		13	12.9	12.7	12.5	12.3	12	11.6	11.2	10.8	9.8	8.6	7.4	5.9	*
ETA4 80-200 A	5.5	7.5	12	209	80	100		14.3	14.2	14.1	13.9	13.7	13.4	13.1	12.8	12.4	11.5	10.5	9.2	7.7	6.8



نیم پمپ	قدرت		حریان A	قطر پروانه D (mm)	قطر فلانچ پمپ (mm)		آبدهی (m ³ /h)	40	50	60	70	80	90	100	110	115	120	130	140	145	150
	KW	HP			رانش	مکش		H (m)	40	50	60	70	80	90	100	110	115	120	130	140	145
ETA4 80-250 F	4	5.5	9	210	80	100	H (m)	14.2	13.8	13.3	12.5	11.4	10	8.5	6.5	*	*	*	*	*	*
ETA4 80-250 E	5.5	7.5	12	220	80	100		15.8	15.4	15	14.4	13.5	12.4	10.9	9	8	7	*	*	*	*
ETA4 80-250 D	7.5	10	16	230	80	100		17.5	17.2	16.8	16.3	15.5	14.4	12.9	11	10.1	9	*	*	*	*
ETA4 80-250 C	7.5	10	16	240	80	100		19.2	19	18.6	18	17.3	16.4	15.2	13.7	12.8	11.9	10	8.1	*	*
ETA4 80-250 B	11	15	22	250	80	100		21.3	21	20.7	20.4	19.9	19.1	18	16.5	15.7	14.8	13	11	9.8	*
ETA4 80-250 A	11	15	22	259	80	100	22.6	22.5	22.3	21.9	21.4	20.7	19.7	18.5	17.8	17	15.3	13.2	12	10.5	



نیم پمپ	قدرت		حریان A	قطر پروانه D (mm)	قطر فلانچ پمپ (mm)		آبدهی (m ³ /h)	40	50	60	70	80	85	90	100	110	120	125	130	140	155
	KW	HP			رانش	مکش		H (m)	40	50	60	70	80	85	90	100	110	120	125	130	140
ETA4 80-315 F	9.2	12.5	18	270	80	100	H (m)	25	24.4	23.8	22.9	21.8	21.1	20.3	18.2	15.7	13	*	*	*	*
ETA4 80-315 E	11	15	22	280	80	100		27	26.5	26	25.1	24	23.3	22.4	20.5	18	15.5	14.2	12.8	*	*
ETA4 80-315 D	15	20	29	290	80	100		29	28.7	28.1	27.5	26.6	26	25.3	23.5	21.5	19	17.5	16	*	*
ETA4 80-315 C	15	20	29	300	80	100		31.5	31	30.5	29.9	29.1	28.6	28	26.6	24.8	22.5	21.2	19.9	17	*
ETA4 80-315 B	15	20	29	310	80	100		34	33.7	33.2	32.7	32	31.5	30.9	29.5	28.1	26.3	25.3	24	21	*
ETA4 80-315 A	18.5	25	38	319	80	100	36.3	36	35.5	35	34.3	33.8	33.3	32	30.5	28.7	27.6	26.5	24	19.5	

