

Smart Relay *Genie™ - NX*

- Supports upto 48 I/Os (32 Digital Inputs & 16 Digital Outputs)
- 250 lines of ladder programming
- 16 soft text messages, Time Switches, Compare Counters, Timers, Counters & 12 Analog functions, 4 Hour Meters
- DST Feature Available
- Backlit LCD Screen for display & modification of pre-selected parameters of functional blocks, viewing I/O status and programming on the device
- PC software for programming, online & offline simulation, documentation & printing
- Designed for use in automation for commercial & Industrial sectors






Ordering Information

Cat. No.	Description	Cat. No.	Description
G7DDT10	110 - 240 VAC, Genie Nx Base Module	G7DDT10E	110 - 240 VAC, Genie Nx Extension Module
G7DDT10B	110 - 240 VAC, Genie Nx Base Module, Without LCD Display	G8DDT10E	12 - 24 VDC, Genie Nx Extension Module
G8DDT10	12 - 24 VDC, Genie Nx Base Module	G9DDT10E	24V AC/DC, Genie Nx Extension Module
G8DDT10B	12 - 24 VDC, Genie Nx Base Module, Without LCD Display	G9ADT10E	24V AC/DC, Genie Nx Base Module With 2 Analog I/P (for 24V DC only), Extension Module
G9DDT10	24V AC/DC, Genie Nx Base Module	GFDNN3M	Memory Card
G9ADT10	24V AC/DC, Genie Nx Base Module With 2 Analog I/P (for 24V DC only)	GFDNN2S	RS 232 Serial Communication Cable
G9DDT10B	24V AC/DC, Genie Nx Base Module, Without display	GFDNN1	USB Cable
G9ADT10B	24V AC/DC, Genie Nx Base Module With 2 Analog I/P (for 24V DC only), Without display	GNXNN2	Genie Nx Software supplied on CD-ROM compatible with Windows 98, 2000, XP, VISTA, Windows 7 & Windows 8

UL Approval not applicable for Cat No. G9DDT10, G9ADT10, G9DDT10B, G9ADT10B, G9DDT10E & G9ADT10E

Smart Relay *Genie™* - *MX*



Cat. No.		G7DDT10	G8DDT10
Parameters			
Supply Voltage (φ)		110 - 240 VAC	12 - 24 VDC
Supply Variation		-20% to +10%(of φ)	
Frequency		50/60 Hz	
Power Consumption		5W	
Digital Input		8	6
Analog Input		N A	2 (Can be used as Digital Inputs)
Digital Input Range		(0 - 40 VAC) OFF, (80 - 265 VAC) ON	(0 - 4 VDC) OFF, (8 - 26.4 VDC) ON
Analog Input Range		N A	0 to 10 VDC
Digital Output	Relay Output	4 'NO'	
	Contact Rating	8A @ 240 VAC / 5A @ 30 VDC (Resistive)	
	Electrical Life	10 ⁵	
	Mechanical Life	10 ⁷	
Utilization Category	AC - 15	Rated Voltage (Ue): 120/240 V, Rated Current (Ie): 3.0/1.5 A	
	DC - 13	Rated Voltage (Ue): 24/125/250 V, Rated Current (Ie): 2.0/0.22/0.1 A	
I/O Extensions (Max.)		3	
Power Reserve (For Clock Only)		7 yrs. (at -10°C to 55°C)	
Modbus Communication		Yes (RTU) (Slave)	
DST		Settable	
Lines for Ladder Programming		250	
Function Blocks	Timers	16 (ON Delay, Interval, Cyclic ON-OFF, OFF Delay)	
	Counters	16 (Up / Down, Retentive selectable)	
	Time Switches	16 (Weekly / Daily)	
	Compare Counters	16	
	Analog Functions	N A	12
	Soft Text Messages	16 (Priority Driven)	
	Auxiliary Relays	64	
Hour Meter		4	
Operating Temperature		-10° C To + 55° C	
Storage Temperature		-25° C To + 70° C	
Humidity (Non Condensing)		95% (Rh)	
Enclosure		Flame Retardant UL 94-V0	
Dimension (W x H x D) (in mm)		72 X 90 X 65	
Weight (unpacked) Approx.		230 g	
Mounting		Base / DIN Rail	
Degree of Protection		IP 20 for Terminals, IP 40 for Enclosure	
Certification		  	

EMI / EMC

Harmonic Current Emissions	IEC 61000-3-2
ESD	IEC 61000-4-2
Radiated Susceptibility	IEC 61000-4-3
Electrical Fast Transients	IEC 61000-4-4
Surges	IEC 61000-4-5
Conducted Susceptibility	IEC 61000-4-6
Voltage Dips & Interruptions (AC)	IEC 61000-4-11
Voltage Dips & Interruptions (DC)	IEC 61000-4-29
Conducted Emission	CISPR 14-1
Radiated Emission	CISPR 14-1

Environmental

Cold Heat	IEC 60068-2-1
Dry Heat	IEC 60068-2-2
Vibration	IEC 60068-2-6
Repetitive Shock	IEC 60068-2-27
Non-Repetitive Shock	IEC 60068-2-27